SPACE AWAITS

With our suite of spacecraft services and technology, your team can build, test, launch and operate, all using our line of revolutionary buses.



CUBESAT SOLUTIONS

	XB3	XB6	XB12	XB16
CLASS	3U	6U	12U	16U
AVAILABLE PAYLOAD VOLUME	1.5U (typical)	4U (typical)	8U (typical)	12U (typical)
POINTING ACCURACY	< 5 arcsec (1-sigma), 2 axes; < 14 arcsec, 3rd axis, 1 star tracker < 5 arcsec (1-sigma), all axes; 2 star tracker (option)			
ENERGY STORAGE	6.8 Ah	6.8 – 20.4 Ah	6.8 – 20.4 Ah	6.8 – 20.4 Ah
SOLAR ARRAY POWER	27 W	92 W - 108 W	92 W - 108 W	92 W - 108 W



MICROSAT & MINISAT SOLUTIONS

	VENUS-100	SATURN-200	SATURN-400
CLASS	ESPA-Standard or larger 15” launch vehicle interface, 4-point interface available	ESPA-Grande or Equivalent 24” launch interface standard, other options available	Rideshare and NSSL compatible
PAYLOAD VOLUME	17.0” X 16.4” X 27.0” (2 array)	30.0” X 30.0” X 40.0” (typical)	40.0” x 40.0” x 45.0” (objective)
	Above stowed volumes keep payload within bus payload deck footprint and ESPA/G/ Rideshare radial dimensions. Larger stowed volumes can be accommodated depending on launch vehicle configuration. Deployed volumes are CG and MOI dependent.		
POINTING ACCURACY	< 5 arcsec (1-sigma), per axis		
ENERGY STORAGE	13.6 Ah	54.4 Ah	75 Ah Options for increased energy storage available
SOLAR ARRAY POWER (BOL)	One wing: 222 W Two wing: 444 W	1082 W	1876 W

FEATURED SUBSYSTEMS & COMPONENTS

ATTITUDE DETERMINATION & CONTROL SYSTEMS
XACT-15



POINTING STABILITY	< 1 arcsec over 1 sec (1-sigma), per axis	VOLUME	10 x 10 x 5 cm (0.5U)

REACTION WHEELS
RW16



VOLUME	242 x 242 x 120 mm	MAX TORQUE	0.25 Nm

CONTROL MOMENT GYROSCOPES
CMG-8



TORQUE	8 Nm	MASS	< 13 kg

SOLAR ARRAYS
3U CUBESAT



SOLAR ARRAY POWER	27 - 34 W	ARRAY VOLTAGE	15 VDC

STAR TRACKERS
FULL EXTENSION NST



ATTITUDE KNOWLEDGE	Gen3: 1 asec (cross boresight); 10 asec (around boresight) Gen2: 6 asec (cross boresight); 40 asec (around boresight)	VOLUME	25 x 10 x 10 cm

MISSION ENABLERS
FLEXBUS



ENERGY STORAGE	40.8 Ah - 172.8 Ah	INPUT VOLTAGE	< 75 V
SWITCHED LOADS	Up to: 24x 12 Amp high current lines, 24x 6 Amp deployment lines, and 48x 3 Amp heater lines		

MISSIONS OPERATIONS

Our vertical integration spans from individual spacecraft components and subsystems to complete spacecraft solutions and mission operations services. With direct access to the engineering teams that design and build our spacecraft, we provide unmatched insight into spacecraft subsystem and flight software behavior - enabling efficient, reliable operations and effective anomaly mitigation and resolution.

With decades of heritage and more than 325,000 supported contacts, our mission operations team delivers proven solutions that simplify execution and ensure dependable on-orbit performance.

OUR MISSIONS

BLACKJACK
Defense Advanced Research Projects Agency (DARPA)
- Provided: Constellation of four Saturn-200 buses

INCUS
Colorado State University and Jet Propulsion Laboratory
- Provided: Constellation of three Venus-100 buses

ORACLE-M
Air Force Research Laboratory
- Provided: Custom ESPA-Grande bus

PAMI-1
Netherlands Ministry of Economic Affairs and Climate
- Provided: Saturn-200 bus

PANDORA
NASA Goddard Space Flight Center and Lawrence Livermore National Laboratory
- Provided: Saturn-200 bus, System Integration and Test

PREFIRE
NASA Jet Propulsion Laboratory
- Provided: Two XB6 CubeSat buses, Mission Operations

RAVAN
Johns Hopkins University Applied Physics Laboratory
- Provided: XB3 CubeSat bus, Mission Operations

STARLING
NASA Ames Research Center
- Provided: Constellation of four XB6 CubeSat buses, Mission Operations

TROPICS
MIT Lincoln Laboratory
- Provided: Constellation of seven XB3 CubeSat buses, Mission Operations

Note: This data is for information only and subject to change. Please contact us for current design data.

REV 1/2027